



The 2020-21 Australian Budget – spend, spend, spend as the focus remains on recovery and jobs, jobs, jobs

6 OCTOBER 2020
EDITION 35

Key points

- > The Government now expects the Federal budget deficit to peak at a record \$213.7bn this financial year. That's around 11% of GDP, its highest since the end of WW2. The risk is the deficit will be worse at around \$230bn.
- > Key measures include earlier tax cuts, massive tax breaks for investment & a new wage subsidy scheme.
- > Providing more stimulus & holding off on budget repair are the right thing to do. But it will be a long hard slog to get the deficit back down and stabilise public debt.

Introduction

The 2020-21 budget is a long way from the 2019-20 “back in black and back on track” budget. Last year, it was all about delivering the long-awaited budget surplus. This year it's all about spurring recovery. So, the focus is on providing more stimulus to boost demand and in the process get unemployment back down to acceptable levels. As such, the projected budget deficit has blown out to a record \$213.7bn and while it should fall from next year as emergency programs come to an end, the Government won't shift the focus to budget repair until the unemployment rate is comfortably below 6%, which is likely to be at least three years away, and even then, a return to surplus is likely at least a decade away.

Policy stimulus

The key fiscal measures are:

- a bring forward of the July 2022 tax cuts to July 2020. This will raise the start of the 32.5% tax rate bracket to \$45,000 from \$37,000 and raise the start of the 37% tax rate bracket out to \$120,000 from \$90,000 and increases the low-income tax offset. It will mean tax cuts of \$83 a fortnight for someone on \$80,000 and \$99 a fortnight for someone on \$140,000 and refunds for higher tax already paid since July;
- instant expensing for tax purposes for any investment undertaken by businesses with turnover up to \$5bn until 30 June 2022 and the ability to offset losses against previous profits to generate a tax refund;
- a reinstatement of R&D tax breaks;
- a new JobMaker wage subsidy tied to employing young people to partly replace JobKeeper;
- \$1.2bn to subsidise 100,000 new apprentices;
- an extra \$3bn in infrastructure spending to state governments on a “use it or lose it” basis;
- more support for housing with an expansion of the First Home Loan Deposit scheme;
- \$1.3bn in initial funding to help encourage manufacturing;

- more health spending and on aged care; and
- more stimulus payments for welfare recipients.

There was little in the way of economic reform in this budget although some red tape will be removed for businesses.

The additional \$83bn in stimulus measures since the July Economic and Fiscal Update takes total direct coronavirus support to \$257bn. Along with loans & guarantees total Government and RBA support is now worth \$507bn or 25% of GDP, spread over 5 years.

Economic assumptions

The Government is forecasting the economy to contract this financial year by -1.5%. But this masks a “record” -7% contraction in June quarter GDP and a gradual recovery from the second half of this year. The Government is a bit more optimistic than we are in terms of economic growth and unemployment. A big factor constraining growth is that net immigration is expected to be negative resulting in population growth of just 0.2%, the lowest since 1917.

Economic assumptions

		2019-20	2020-21	2021-22	2022-23
Real GDP	Govt	-0.2	-1.5	4.75	2.75
	AMP	-0.2	-2.3	4.1	2.3
Inflation	Govt	-0.3	1.75	1.5	1.75
	AMP	-0.3	1.8	1.5	1.75
Wages, %yr	Govt	1.8	1.25	1.5	2.0
	AMP	1.8	1.1	1.6	1.75
Unemp Rate	Govt	7.0	7.25	6.5	6.0
	AMP	7.0	8.0	7.2	6.5

Source: Australian Treasury, AMP Capital

Budget deficit projections

The Government's revised budget projections are shown in the next table. The hit to the economy and hence revenue and expenditure since the Mid-Year Economic and Fiscal Outlook last December is now estimated to be \$59.9bn for this financial year and is shown in the line called “parameter changes”. This has actually been revised down from \$72bn in the July Update reflecting stronger growth forecasts but is now expected to worsen over time reflecting much slower wage and population growth. Policy stimulus (mainly due to coronavirus) since last December is shown in the line labelled “Total stimulus”. It's now running at \$159.8bn for this year, up by another \$41.4bn since July which is more than we were assuming. As a result of the fiscal response and the hit to revenue from the downturn, the Government projects the budget deficit to blow out from \$85bn in 2019-20 to a record \$213bn this financial year. At 11% of GDP, this will be the highest since WW2.

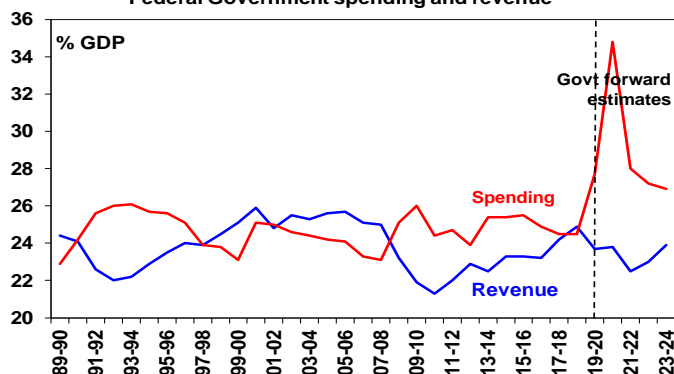
Underlying cash budget balance projections

	2019-20	2020-21	2021-22	2022-23	2023-24
2019-20 MYEFO, \$bn	5.0	6.1	8.4	4.0	14.9
Parameter chgs, \$bn	-32.6	-59.9	-66.5	-69.7	-84.5
Total stimulus, \$bn	-57.7	-159.8	-53.9	-22.2	2.6
Projected budget, bn	-85.3	-213.7	-112.0	-87.9	-66.9
% GDP	-4.3	-11.0	-5.6	-4.2	-3.0

Source: Australian Treasury, AMP Capital

Over the forward estimates to 2023-24 the deficit is projected to fall rapidly as temporary support programs phase down. As can be seen in the next chart Government support programs have blown spending as a share of GDP out to 35% from 25%.

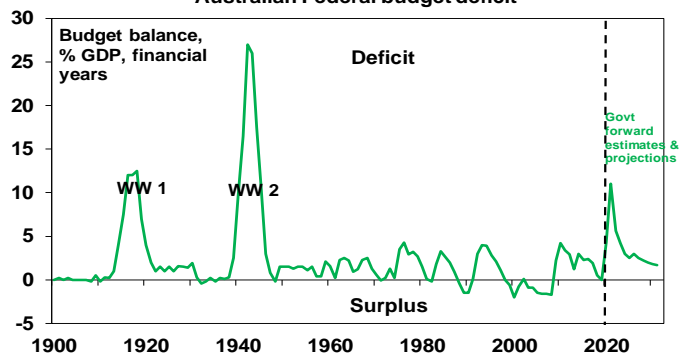
Federal Government spending and revenue



Source: Australian Treasury, AMP Capital

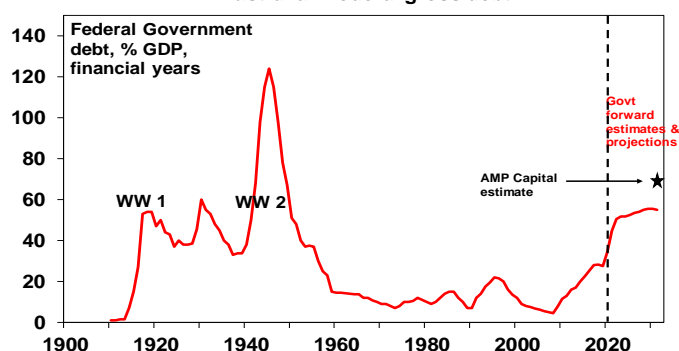
But with the economy smaller than previously expected, not helped by the hit to net immigration (which is now estimated to be -72,000 persons this year from a norm in recent years of 240,000), it's going to be a long hard slog back to surplus. The next two charts show the Government's budget deficit and debt projections out to 2031 and show the budget remaining in deficit. Even if the post GFC "budget repair" experience is replicated, budget balance is unlikely until around 2032 and that is optimistic, as the GFC did less damage to the budget.

Australian Federal budget deficit



Source: RBA, Australian Treasury, AMP Capital

Australian Federal gross debt



Source: RBA, Australian Treasury, AMP Capital

Federal debt as a share of GDP is already at its highest since the 1950s. While productivity enhancing reforms will help grow

the economy its unlikely to be anywhere near enough to achieve anything like the rapid post WW2 decline seen in the debt to GDP ratio. In fact, in our view the debt to GDP ratio is likely to continue to rise in the years ahead and is likely headed to around 70% of GDP early next decade or nearly \$2 trillion.

Assessment

The latest stimulus takes Australia's total level of coronavirus related fiscal stimulus this year up to 10% of GDP, which is at the high end of comparable countries. This along with ongoing stimulus into next year should aid the economic recovery. However, a test lies ahead as direct income support and the bank payment holiday taper and it's questionable whether the extra stimulus in the Budget will be enough, given the long tail of unemployment and underemployment. Hence, we still see the risk of a slight further deterioration in deficit projections.

More broadly, our assessment remains that the blow out in the budget deficit is appropriate and affordable. First, it's absolutely necessary, without the stimulus the short term hit to businesses, jobs and incomes and the long-term scarring would have been far greater and the recovery a lot slower.

Second, while much of the economy has reopened, big parts of it (like parts of education, travel and retailing) have not and will take much longer to recover. Hence the need for ongoing government help in providing stimulus and jobs.

Third, the support programs are targeted at current needs so shouldn't lead to permanently higher government spending.

Fourth, while some of the brought forward income tax cuts will be saved, they see a bigger percentage income boost to low and middle income earners who save less than high income earners, also being permanent are more likely to be spent than a once off payment & they are part of a package of measures.

Fifth, Australia's starting point for net public debt last year was low at 23% of GDP compared with other advanced countries averaging 83%. And even with projected budget deficits it will remain relatively small.

Sixth, borrowing to finance the budget deficit is in Australian dollars and we are not dependent on foreign creditors, so we are not vulnerable to a "foreign currency crisis."

Finally, the cost of Government borrowing is very low at around 0.85% for ten years and 0.25% for three years.

Implications for Australian assets

Cash and term deposits – with the cash rate likely fall to 0.1%, cash & bank deposit returns will remain low for a long time.

Bonds – the surge in public debt would all other things being equal, point to higher bond yields, but this is offset by massive spare capacity, low private sector borrowing and low inflation, so it's hard to see a lot of upside in bonds yields. If coronavirus comes under control, it's hard to see much downside either, so medium-term bond returns are likely to be low.

Shares – the ongoing addition of stimulus will further aid the recovery, at the same time that interest rates are very low, all of which is supportive of shares.

Property – high unemployment, the phasing down of income support and the hit to immigration still point to more downside in prices in Melbourne and Sydney, but continuing government property support measures will offset – particularly in houses, outer suburbs and cities less impacted by immigration.

The \$A – ongoing fiscal stimulus at the high end of comparable countries coming at a time of rising commodity prices and a declining US dollar point to more upside for the \$A.

Dr Shane Oliver, Head of Investment Strategy and Chief Economist, AMP Capital
Diana Mousina, Senior Economist, AMP Capital