



# ASX Listed Bond and Hybrid Rate Sheet



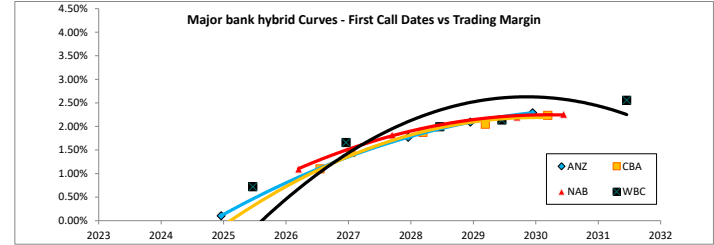
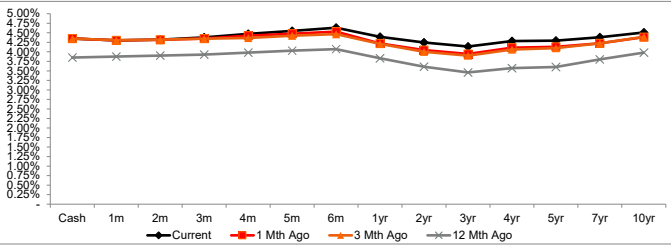
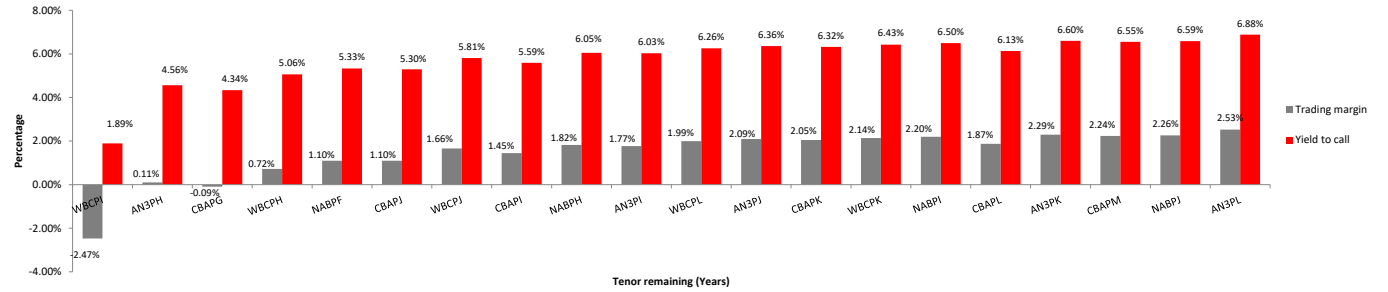
## Bank Bill Swap Rates

Term	Yield	7 Day Change
Cash	4.350%	4.350%
1 mths	4.300%	4.365%
2 mths	4.320%	4.398%
3 mths	4.379%	4.450%
4 mths	4.473%	4.548%
5 mths	4.550%	4.638%
6 mths	4.633%	4.732%
1 yrs	4.394%	4.454%
2 yrs	4.244%	4.357%
3 yrs	4.139%	4.281%
4 yrs	4.281%	4.449%
5 yrs	4.295%	4.476%
6 yrs	4.335%	4.517%
7 yrs	4.382%	4.569%
10 yrs	4.508%	4.702%
12 yrs	4.673%	4.788%
15 yrs	4.630%	4.821%
20 yrs	4.632%	4.822%
30 yrs	4.475%	4.644%

Term	Current	1 Mth Ago	3 Mth Ago	12 Mth Ago
Cash	4.350%	4.350%	4.350%	3.850%
1 mths	4.300%	4.299%	4.305%	3.875%
2 mths	4.320%	4.315%	4.320%	3.900%
3 mths	4.379%	4.349%	4.345%	3.926%
4 mths	4.473%	4.422%	4.365%	3.961%
5 mths	4.550%	4.475%	4.422%	4.030%
6 mths	4.633%	4.530%	4.465%	4.070%
1 yrs	4.394%	4.221%	4.210%	3.831%
2 yrs	4.244%	4.045%	4.000%	3.611%
3 yrs	4.139%	3.944%	3.900%	3.459%
4 yrs	4.281%	4.109%	4.060%	3.571%
5 yrs	4.295%	4.131%	4.098%	3.603%
7 yrs	4.382%	4.225%	4.225%	3.800%
10 yrs	4.508%	4.388%	4.395%	3.980%
12 yrs	4.673%	4.455%	4.475%	4.014%
15 yrs	4.630%	4.526%	4.550%	4.078%
20 yrs	4.632%	4.520%	4.560%	4.044%
30 yrs	4.475%	4.360%	4.383%	3.793%

Some data is sourced from ASX and Refinitiv Eikon.

## Major Bank Trading Margins and Yields to Call (Yield vs Tenor Remaining)



## IMPORTANT NOTICES

Any advice contained in this document has been prepared without taking into account your objectives, financial situation or needs. Before acting on any advice in this document, National Australia Bank Limited recommends that you consider whether it is appropriate for your circumstances. If you are classified as a "Retail Client" under the Corporations Act and the advice contained in this document relates to "Financial Products" which NAB has approved for sale to Retail Clients, NAB recommends you consider the Product Disclosure Statement or other disclosure document, available from NAB for Retail Clients, before making any decisions regarding any product. National Australia Bank Limited ABN 12 004 044 937 is the product issuer, unless otherwise specified.

## DISCLAIMER

National Australia Bank Limited (ABN 12 004 044 937), its related bodies and any officer, employee, agent, adviser or contractor thereof ("NAB") do not warrant or represent that the information, recommendations, opinions or conclusions contained in this document ("Information") is accurate, reliable, complete or current. The Information has been prepared for dissemination to professional investors for information purposes only and any statements as to past performance do not represent future performance. The Information does not purport to contain all matters relevant to any particular investment or financial instrument and all statements as to future matters are not guaranteed to be accurate. In all cases, anyone proposing to rely on or use the Information should independently verify and check the accuracy, completeness, reliability and suitability of the Information and should obtain independent and specific advice from appropriate professionals or experts. The Information is not intended as an offer or solicitation for the purchase or sale of any financial instrument. To the extent permissible by law, NAB shall not be liable for any errors, omissions, defects or misrepresentations in the Information or for any loss or damage suffered by persons who use or rely on such Information (including by reasons of negligence, negligent misstatement or otherwise). If any law prohibits the exclusion of such liability, NAB limits its liability to the re-supply of the Information, provided that such limitation is permitted by law and is fair and reasonable. NAB, its affiliates and employees may hold a position or act as a price maker in the financial instruments of any issuer discussed within this document or act as an underwriter, placement agent, adviser or lender to such issuer. The Information is governed by, and is to be construed in accordance with, the laws in force in the State of Victoria, Australia, and any dispute or claim arising from, or in connection with, the Information is subject to the non-exclusive jurisdiction of the courts of that State. Please be aware that any telephone calls to NAB may be recorded. If you would like more details regarding the privacy of your information at nab, please visit the nab website.

## ASX Listed Bond and Hybrid Rate Sheet



### Summary: Financial Floating Rate Tier 1

Inclusive of Franking

Name	ASX Code	Issue Size	Issue Date	First Optional Call Date	Years to First Optional Call Date	Issue Margin	Coupon Frequency	ASX Code	Last Price	Current Dividend Rate	Trading Margin	Yield to Call
Bendigo CPS4	BENPG	\$322m	13-Dec-17	13-Jun-24	0.1	3.75%	4	BENPG	\$101.00	8.10%	1.54%	5.84%
Suncorp Capital Notes 2	SUNPG	\$375m	24-Nov-17	17-Jun-24	0.1	3.65%	4	SUNPG	\$100.48	8.00%	5.42%	9.72%
Westpac Capital Notes 6	WBCPI	\$1,423m	18-Dec-18	31-Jul-24	0.2	3.70%	4	WBCPI	\$101.41	8.05%	-2.47%	1.89%
BOQ Capital Notes	BOQPE	\$350m	28-Dec-17	15-Aug-24	0.3	3.75%	4	BOQPE	\$100.71	8.10%	0.23%	4.63%
Macquarie Group CN 3	MQGPC	\$1,000m	07-Jun-18	16-Dec-24	0.6	4.00%	4	MQGPC	\$103.44	8.35%	-0.13%	4.45%
ANZ Capital Notes 5	AN3PH	\$931m	28-Sep-17	20-Mar-25	0.9	3.80%	4	AN3PH	\$103.88	8.15%	0.11%	4.56%
CBA PERLS X	CBAPG	\$1,365m	06-Apr-18	15-Apr-25	0.9	3.40%	4	CBAPG	\$103.75	7.74%	-0.09%	4.34%
Westpac Capital Notes 5	WBCPH	\$1,690m	13-Mar-18	22-Sep-25	1.4	3.20%	4	WBCPH	\$104.00	7.55%	0.72%	5.06%
AMP Capital Notes 2	AMPPB	\$275m	23-Dec-19	16-Dec-25	1.6	4.50%	4	AMPPB	\$104.89	8.85%	1.94%	6.24%
Macquarie Bank CN 2	MBLPC	\$641m	02-Jun-20	21-Dec-25	1.6	4.70%	4	MBLPC	\$106.79	9.05%	1.00%	5.30%
Challenger Capital Notes 3	CGFPC	\$385m	25-Nov-20	25-May-26	2.0	4.60%	4	CGFPC	\$106.00	8.94%	2.13%	6.37%
NAB Capital Notes 3	NABPF	\$1,874m	20-Mar-19	17-Jun-26	2.1	4.00%	4	NABPF	\$106.65	8.35%	1.10%	5.33%
Suncorp Capital Notes 3	SUNPH	\$389m	17-Dec-19	17-Jun-26	2.1	3.00%	4	SUNPH	\$103.90	7.35%	1.41%	5.65%
Macquarie Group CN 4	MQGPD	\$905m	27-Mar-19	10-Sep-26	2.3	4.15%	4	MQGPD	\$106.42	8.50%	1.78%	5.99%
CBA PERLS XIII	CBAPJ	\$1,180m	01-Apr-21	20-Oct-26	2.5	2.75%	4	CBAPJ	\$104.50	7.09%	1.10%	5.30%
Westpac Capital Notes 7	WBCPJ	\$1,723m	04-Dec-20	22-Mar-27	2.9	3.40%	4	WBCPJ	\$105.41	7.75%	1.66%	5.81%
CBA PERLS XII	CBAPI	\$1,650m	14-Nov-19	20-Apr-27	3.0	3.00%	4	CBAPI	\$105.00	7.34%	1.45%	5.59%
BOQ Capital Notes 2	BOQPF	\$260m	30-Nov-20	14-May-27	3.0	3.80%	4	BOQPF	\$104.30	8.15%	2.22%	6.36%
Bendigo Capital Notes	BENPH	\$502m	30-Nov-20	15-Jun-27	3.1	3.80%	4	BENPH	\$105.60	8.14%	2.15%	6.31%
Macquarie Group CN 5	MQGPE	\$725m	17-Mar-21	18-Sep-27	3.4	2.90%	4	MQGPE	\$103.87	7.25%	1.95%	6.14%
NAB Capital Notes 5	NABPH	\$2,386m	17-Dec-20	17-Dec-27	3.6	3.50%	4	NABPH	\$106.29	7.85%	1.82%	6.05%
ANZ Capital Notes 6	AN3PI	\$1,500m	08-Jul-21	20-Mar-28	3.9	3.00%	4	AN3PI	\$105.00	7.35%	1.77%	6.03%
CBA PERLS XV	CBAPL	\$1,777m	15-Nov-22	15-Jun-28	4.1	2.85%	4	CBAPL	\$104.41	7.19%	1.87%	6.13%
Suncorp Capital Notes 4	SUNPI	\$405m	23-Sep-21	17-Jun-28	4.1	2.90%	4	SUNPI	\$103.01	7.25%	2.30%	6.56%
Macquarie Bank CN 3	MBLPD	\$655m	27-Aug-21	07-Sep-28	4.3	2.90%	4	MBLPD	\$104.05	7.25%	2.16%	6.42%
Westpac Capital Notes 9	WBCPL	\$1,510m	20-Jul-22	22-Sep-28	4.4	3.40%	4	WBCPL	\$106.24	7.75%	1.99%	6.26%
BOQ Capital Notes 3	BOQPG	\$400m	14-Nov-22	15-Dec-28	4.6	3.40%	4	BOQPG	\$104.20	7.74%	2.57%	6.83%
ANZ Capital Notes 7	AN3PJ	\$1,310m	25-Mar-22	20-Mar-29	4.9	2.70%	4	AN3PJ	\$103.39	7.05%	2.09%	6.36%
Challenger Capital Notes 4	CGFPD	\$350m	05-Apr-23	25-May-29	5.0	3.60%	4	CGFPD	\$106.10	7.94%	2.47%	6.74%
CBA PERLS XIV	CBAPK	\$1,750m	31-Mar-22	15-Jun-29	5.1	2.75%	4	CBAPK	\$104.01	7.09%	2.05%	6.32%
IAG Capital Notes 2	IAGPE	\$500m	22-Dec-22	15-Jun-29	5.1	3.50%	4	IAGPE	\$104.65	7.84%	2.66%	6.94%
Macquarie Group CN 6	MQGPF	\$750m	15-Jul-22	12-Sep-29	5.4	3.70%	4	MQGPF	\$106.61	8.05%	2.51%	6.79%
Westpac Capital Notes 8	WBCPK	\$1,750m	14-Sep-21	21-Sep-29	5.4	2.90%	4	WBCPK	\$104.34	7.25%	2.14%	6.43%
NAB Capital Notes 6	NABPI	\$2,000m	07-Jul-22	17-Dec-29	5.6	3.15%	4	NABPI	\$105.40	7.50%	2.20%	6.50%
ANZ Capital Notes 8	AN3PK	\$1,500m	24-Mar-23	20-Mar-30	5.9	2.75%	4	AN3PK	\$103.09	7.10%	2.29%	6.60%
CBA PERLS XVI	CBAPM	\$1,550m	09-Jun-23	17-Jun-30	6.1	3.00%	4	CBAPM	\$104.80	7.34%	2.24%	6.55%
NAB Capital Notes 7	NABPJ	\$1,250m	14-Sep-23	17-Sep-30	6.4	2.80%	4	NABPJ	\$103.68	7.15%	2.26%	6.59%
Bendigo Capital Notes 2	BENPI	\$300m	25-Mar-24	13-Dec-30	6.6	3.20%	4	BENPI	\$103.80	7.55%	2.65%	6.99%
IAG Capital Notes 3	IAGPF	\$350m	26-Mar-24	15-Dec-30	6.6	3.20%	4	IAGPF	\$102.77	7.55%	2.87%	7.21%
ANZ Capital Notes 9	AN3PL	\$1,700m	20-Mar-24	20-Mar-31	6.9	2.90%	4	AN3PL	\$103.10	7.25%	2.53%	6.88%
Westpac Capital Notes 10	WBCPM	\$1,750m	18-Dec-23	22-Sep-31	7.4	3.10%	4	WBCPM	\$104.00	7.45%	2.56%	6.93%